

THARMAC

the alternative*

ROTORS AND ACCESSORIES – CELLSPIN I


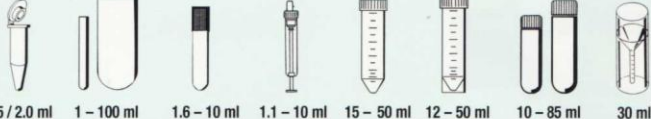










Cellspin I centrifuges accommodate rotors and accessories for virtually every centrifuging task required in industrial, research and clinical laboratories.

Quick overview of rotors and suitable accessories


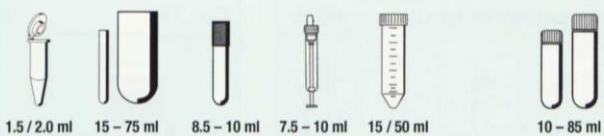


Tubes / plates	Max. capacity
standard tubes	32 x 15 ml or 4 x 100 ml
hematocrit capillaries	24
conical tubes with screw cap	32 x 15 ml or 8 x 50 ml
microtitre plates	10
filter plates	2
cyto suspensions	8
blood collection tubes	48
round-bottom tubes with screw cap	6 x 85 ml
microlitre tubes	30 x 1.5 / 2.0 ml

Rotors	Max. RCF
swing-out rotor with bio-containment carriers	4,193
swing-out rotor for conical tubes with screw cap	3,857
swing-out rotor for microtitre and culture plates	2,218
swing-out rotor for 8 cyto suspensions	2,218
angle rotor for round-bottom tubes with screw cap (6 x 85 ml)	9,509
angle rotors (12-, 24- or 30-place) for microlitre tubes (0.2 – 2.0 ml)	21,382

Important: Following rotor-catalogue-numbers without carriers!
Please contact us for carriers.

<p>some accessories with bio-containment</p>  <p>Swing-out rotor, 4-place $\nabla 90^\circ$ $n = 4,000 \text{ min}^{-1}$ max. RCF 2,630 Cat. No. 1324</p>	 <p>1.5 / 2.0 ml 1 – 100 ml 1.6 – 10 ml 1.1 – 10 ml 15 – 50 ml 12 – 50 ml 10 – 85 ml 30 ml</p>
 <p>Swing-out rotor, 8-place $\nabla 90^\circ$ $n = 4,000 \text{ min}^{-1}$ max. RCF 2,415 Cat. No. 1611</p>	 <p>5 – 15 ml 1.6 – 10 ml 2.6 – 8.2 ml</p>
 <p>Swing-out rotor, 12-place $\nabla 55^\circ - 80^\circ$ $n = 4,000 \text{ min}^{-1}$ max. RCF 2,680 Cat. No. 1628</p>	 <p>5 – 15 ml 1.6 – 10 ml 2.6 – 8.2 ml</p>
 <p>Swing-out rotor, 6-place $\nabla 90^\circ$ $n = 4,000 \text{ min}^{-1}$ max. RCF 2,701 Cat. No. 1619</p>	 <p>15 / 50 ml</p>
 <p>Swing-out rotor, 8-place $\nabla 45^\circ$ $n = 4,000 \text{ min}^{-1}$ max. RCF 2,469 Cat. No. 1617</p>	 <p>15 / 50 ml</p>
 <p>Angle rotor, 12-place $\nabla 35^\circ$ $n = 6,000 \text{ min}^{-1}$ max. RCF 4,146 Cat. No. 1613</p>	 <p>4 – 15 ml 1.6 – 10 ml 1.1 – 10 ml 15 ml</p>

ROTORS AND ACCESSORIES – CELLSPIN I

 <p>Angle rotor, 6-place ↘ 35° n = 6,000 min⁻¹ max. RCF 4,186 Cat. No. 1620A</p>	 <p>1.5 / 2.0 ml 15 – 75 ml 8.5 – 10 ml 7.5 – 10 ml 15 / 50 ml 10 – 85 ml</p>
 <p>Angle rotor, 8-place ↘ 45° n = 4,000 min⁻¹ max. RCF 2,594 Cat. No. 1418</p>	 <p>15 ml 15 / 50 ml 12 / 50 ml 50 ml</p>